

Disney · PIXAR
THE GOOD DINOSAUR

IN THEATERS NOVEMBER 25

© 2015 Disney/Pixar



Make a Hexaflexagon!

A Hexaflexagon is a 'magic' mathematical shape that you can keep flipping inside out to reveal hidden pictures. Cut out the shapes and have a go - can you find all 6 images?

Step 1

Cut out the small template, or cut out and join the 3 pieces to make the big one. Then, fold it down the middle along the red line



Step 2

With 'G1' facing up, fold forward on each of these red lines in turn



Step 3

You should end up with shape that looks like this...



Step 4

With the 'back' facing you, fold along this line, folding side 'A' behind side 'B'



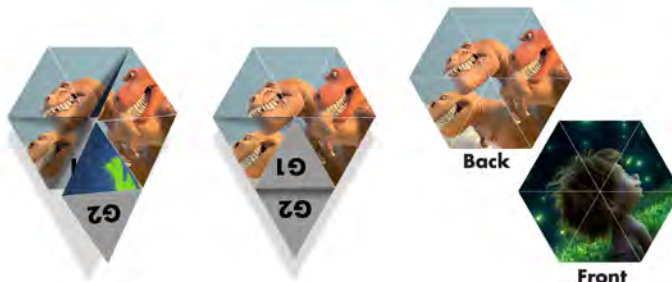
Step 5

Fold along this line, folding side 'B' over side 'A'

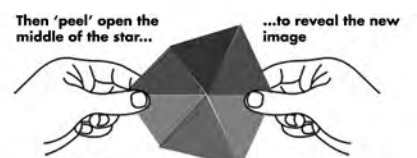
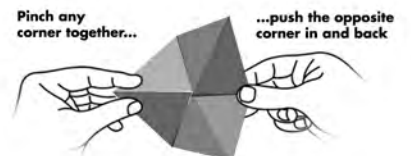


Step 6

Bring 'G1' out from behind so it sits in front, then fold and stick 'G2' on to 'G1'




How to use it



Disney · PIXAR
**THE GOOD
DINOSAUR**

IN THEATERS NOVEMBER 25

© 2015 Disney/Pixar



Big template


PART 'A'

Carefully cut out along the dotted line

Disney · PIXAR
**THE GOOD
DINOSAUR**

IN THEATERS NOVEMBER 25

© 2015 Disney/Pixar



Big template

PART 'B'

Carefully cut out along the dotted line

Disney · PIXAR
**THE GOOD
DINOSAUR**

IN THEATERS NOVEMBER 25

© 2015 Disney/Pixar



Big template

PART 'C'

Carefully cut out along the dotted line

Disney · PIXAR
**THE GOOD
DINOSAUR**

IN THEATERS NOVEMBER 25

© 2015 Disney/Pixar



Small template

Carefully cut out along the dotted line